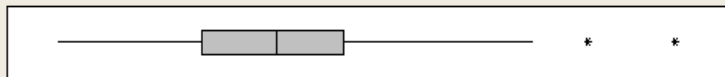
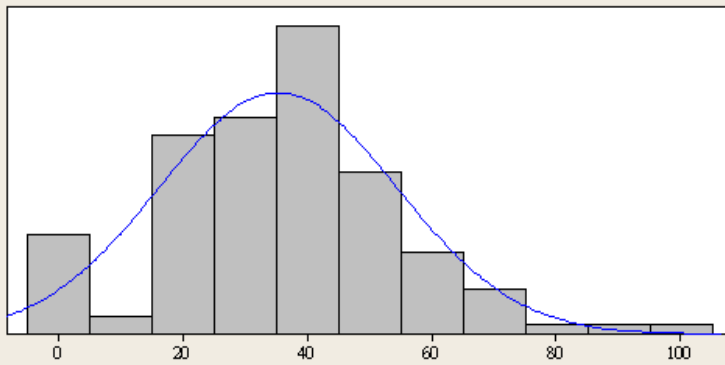


學號	小考0317	小考0414	小考0505	預估成績
98156230	96	90	99	123.5
98156245	72	96	85	109.63
98156106	79	88	76	105.3
98156127	78	90	66	101.4
98156226	78	88	68	101.4
98156228	95	80	56	100.1
97156206	78	70	73	95.77
98156137	73	84	63	95.33
98156151	73	95	51	94.9
98156261	91	85	42	94.47
97156201	72	95	42	90.57
98156139	81	90	40	91.43
98156152	55	85	64	88.4
98156239	50	80	68	85.8
98156144	60	78	54	83.2
98156227	86	53	53	83.2
98156124	57	76	57	82.33
98156205	43	88	57	81.47
97156217	62	80	45	81.03
98156116	32	80	74	80.6
98156138	54	88	42	79.73
98156126	40	80	63	79.3
98156122	46	88	48	78.87
98156214	46	70	64	78
98156242	48	73	59	78
98156207	70	61	48	77.57
92156290	32	85	60	76.7
97156152	69	78	30	76.7
97156243	77	73	17	72.37
98156145	51	70	46	72.37
98156128	54	68	44	71.93
98156235	51	60	54	71.5
98156211	51	71	42	71.07
98156119	37	85	41	70.63
98156111	52	70	40	70.2
97156154	35	72	54	69.77
98156113	42	78	40	69.33
96156112	49	85	24	68.47
98156202	45	75	37	68.03
98156236	38	80	39	68.03
98156147	58	55	38	65.43
98156109	39	80	31	65
98156183	46	60	44	65
98156210	50	55	45	65

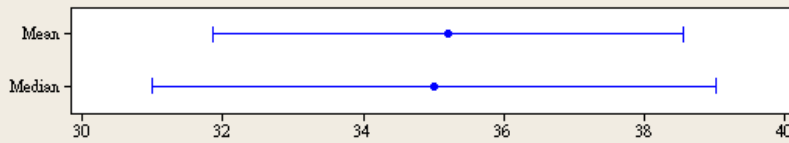
97156214	28	70	51	64.57
98156105	54	73	22	64.57
98156121	54	58	36	64.13
96156254	60	70	16	63.27
98156148	46	68	32	63.27
98156123	67	45	32	62.4
97156183	21	76	44	61.1
98156204	35	70	36	61.1
98156125	62	65	13	60.67
98156188	25	75	38	59.8
98156160	26	75	36	59.37
98156212	43	45	47	58.5
98156146	67	50	17	58.07
98156185	57	60	17	58.07
98156234	34	75	25	58.07
98156246	15	66	53	58.07
98156114	45	50	38	57.63
98156221	54	58	21	57.63
98156238	38	60	35	57.63
98156103	46	50	36	57.2
98156241	19	65	48	57.2
98156135	49	65	16	56.33
98156254	54	50	26	56.33
95156229	84	45	0	55.9
98156118	33	55	41	55.9
98156107	36	65	27	55.47
98156136	42	50	35	55.03
98156132	30	65	31	54.6
98156155	31	68	27	54.6
98156257	23	51	52	54.6
98156229	34	49	42	54.17
97156207	54	49	21	53.73
98156154	35	65	22	52.87
98156130	46	75	0	52.43
93156218	0	80	40	52
98156153	27	61	31	51.57
98156161	49	45	25	51.57
98156215	13	60	45	51.13
97156203	30	52	35	50.7
98156219	30	58	29	50.7
96156130	53	63	0	50.27
98156223	7	70	39	50.27
98156149	33	47	35	49.83
98156231	28	68	19	49.83
98156110	20	65	25	47.67

98156218	14	70	26	47.67
98156206	23	35	51	47.23
98156112	27	50	31	46.8
98156232	24	51	32	46.37
98156259	26	45	35	45.93
98156256	26	35	42	44.63
98156131	45	40	16	43.77
96156153	0	75	25	43.33
98156117	26	45	26	42.03
98156222	35	38	24	42.03
98156247	31	48	17	41.6
98156283	10	50	35	41.17
98156156	40	20	32	39.87
98156244	15	45	30	39
97156224	26	35	28	38.57
98156150	54	0	35	38.57
98156203	14	25	50	38.57
97156227	23	55	10	38.13
98156120	28	45	15	38.13
98156208	0	68	18	37.27
98156143	23	30	32	36.83
98156237	0	45	40	36.83
98156260	44	0	40	36.4
98156224	18	35	25	33.8
98156249	29	25	23	33.37
98156104	15	40	21	32.93
98156240	6	46	15	29.03
98156233	6	35	20	26.43
98156253	3	26	23	22.53
98156129	17	30	0	20.37
98156101	7	32	0	16.9
98156248	12	0	23	15.17
98156225	3	0	27	13
98156243	0	28	0	12.13
98156258	24	0	0	10.4
97156202	10	0	0	4.33
97156142	0	0	0	0
98156142	0	0	0	0
98156187	0	0	0	0

Summary for Quiz0505



95% Confidence Intervals



Anderson-Darling Normality Test

A-Squared 0.54
P-Value 0.164

Mean 35.203
StDev 19.126
Variance 365.817
Skewness 0.305053
Kurtosis 0.461589
N 128

Minimum 0.000
1st Quartile 23.000
Median 35.000
3rd Quartile 45.750
Maximum 99.000

95% Confidence Interval for Mean

31.858 38.548

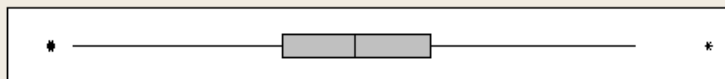
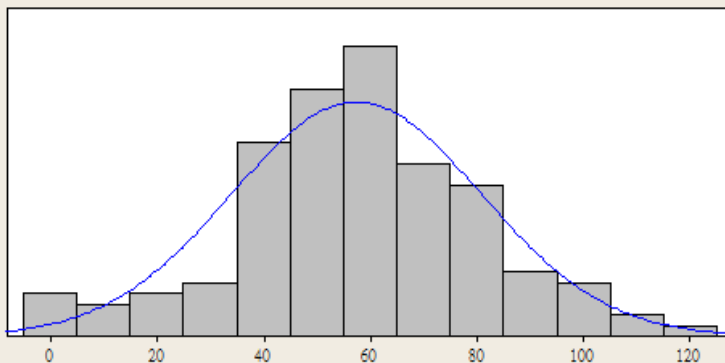
95% Confidence Interval for Median

31.000 39.000

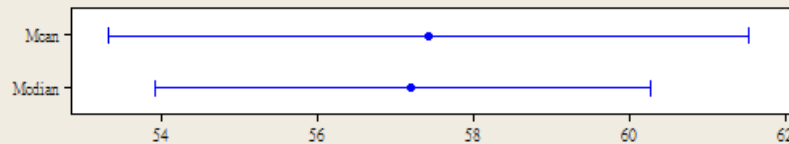
95% Confidence Interval for StDev

17.036 21.807

Summary for Prediction



95% Confidence Intervals



Anderson-Darling Normality Test

A-Squared 0.60
P-Value 0.117

Mean 57.420
StDev 23.436
Variance 549.261
Skewness -0.077046
Kurtosis 0.381722
N 128

Minimum 0.000
1st Quartile 43.440
Median 57.200
3rd Quartile 71.392
Maximum 123.500

95% Confidence Interval for Mean

53.321 61.519

95% Confidence Interval for Median

53.990 60.274

95% Confidence Interval for StDev

20.874 26.721